


Atlantic Microwave Test Loop Translator - Fixed LO - Manual Control


ALT Series

The ALT series of Test Loop Translators are designed to replace the satellite link for test and alignment of earth station systems operating in S, C, X, Ku or DBS frequency bands.


- Simulates Satellite Link
- Tx-Rx, Tx-L & L-Rx Conversions
- High Stability
- Low Phase Noise
- Gain Adjustment
- 1U Rack Height
- Custom Options

 Operating frequency range in S, C, X, Ku or DBS Band.

 **Input Power**
80-240V, 50-60Hz



 **Monitoring**
Front panel controlled

 **Gain**
-20dB nom.
Conversion Gain

General Specifications	
Maximum Input Level	+10dBm
Conversion Gain	-20dB nom
Conversion Flatness	+/- 2dB typ +/-0.5dB/40MHz Max
Attenuation Range	30dB min
Impedance	50 ohms
Input VSWR	1.8:1 typ
Output VSWR	1.8:1typ
LO Frequency Stability	+/-5ppm max. over 0+50C +/-2ppm typ. Over+10+40C +/-2ppm/day max
Internal Reference	25 or 50MHz Standard
Reference Output	As internal reference
Signal Related Spurious	-50dBc typ
LO Related Spurious	-50dBm typ
Attenuation Control	10 turn with dial, front panel
Lock Alarm	LED, front panel
RF Input Connector	SMA female, rear panel
RF Output Connector	SMA female, rear panel
Ref. Monitor Connector	SMA female, rear panel

Options:

- TLT01 1.0dB Attenuation Steps
- TLT02 Input/Output Filters for 60dB Isolation
- TLT03 LO Filter for 60dB LO Rejection
- TLT04 Input/Output Isolators for 1.3:1 VSWR
- TLT05 Outdoor Weatherproof Housing -20 to +70C (No LCD)
- TLT06 Internal Battery Charger

Power	
Input Power	80-240V, 50-60Hz
Input Power Connector	IEC with fuse

Environmental	
Operating Temperature	0+50C
Storage Temperature	-40+85C

Physical	
Dimensions	19" x 1U x 13.5" (343mm) uncl connectors & Protrusions

Phase Noise (dBc/Hz) (typical)				
Offset Frequency (Hz)	LO Frequency (GHz)			
	2.0	10.0	12.0	27.0
100	-77	-72	-70	-63
1K	-90	-83	-80	-75
10K	-100	-85	-85	-78
100K	-100	-90	-85	-80
1M	-132	-117	-115	-109
10M	-140	-138	-135	-128

Note 1: The specification is subject to regular reviews and will be updated from time to time as part of our continuing product development and improved spec accuracy.
Note 2: Operation beyond the quoted limits stated above may cause instantaneous and permanent damage.

